



Finreon Emerging Markets Equity IsoPro®

31/01/2025

Strategy

The investment universe of Finreon Sustainable Emerging Markets Equity IsoPro® includes 175 of the largest sustainable stocks of the emerging markets. Sustainability and sector representativeness is ensured by a best-in-GICS-sector approach based on sustainability rankings of Inrate.

In a first step, equal weights are applied to all positions (Iso). In a second step, the weights are optimized towards the minimum-variance portfolio (Pro). The strategy follows a quantitative approach.

The characteristics of the Finreon Sustainable Emerging Markets Equity IsoPro® strategy ensure a broad diversification. Concentration risks are explicitly avoided. The return and risk can therefore deviate from the Emerging Markets Equities NR Index (the "benchmark"). The total risk born by the investor is similar to an unhedged sustainable emerging markets equity investment in foreign currency.

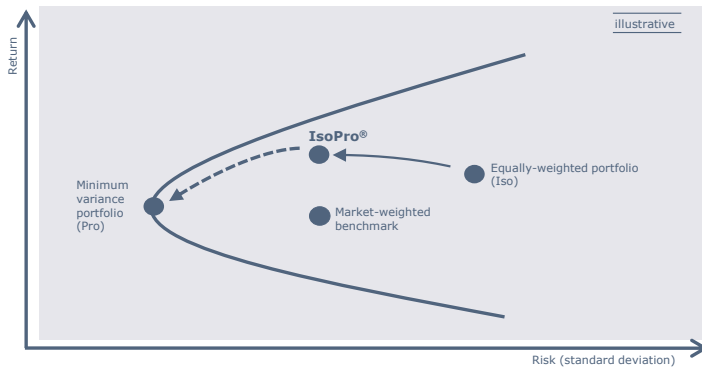
Current month

The Finreon Emerging Markets Equity IsoPro® strategy achieved a return of 0.8% in January and thereby underperformed the Emerging Markets Equities Benchmark, which achieved 1.8%.

The relative performance of IsoPro® is partly driven by avoiding cluster risk and thus underweighting large capitalization stocks. Stocks with low volatility and low correlations are overweighted so that the portfolio exhibits defensive characteristics. Moreover, the universe is limited to big, liquid, well tradable stocks.

	EM Equity IsoPro®	EM Equities
Return current month	0.8%	1.8%
Return year-to-date	0.8%	1.8%

IsoPro® concept

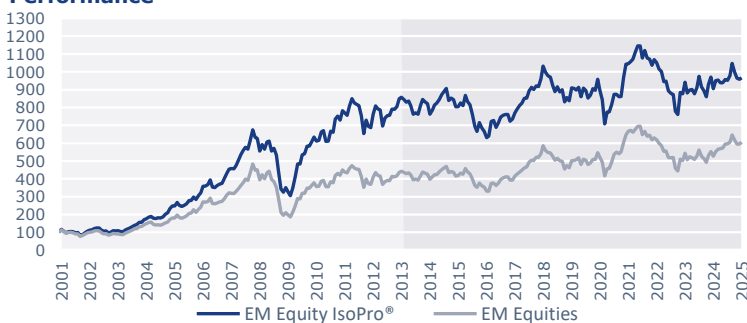


- IsoPro® combines the benefits of equal weighting (Iso) and optimization (Pro)
- Starting with an equal weighting a quantitative optimization shifts the portfolio towards the minimum-variance portfolio
- Liquidity, tradability and transaction costs of the stocks are taken into account
- The non-linear weights between minimum variance and equal weighting are calibrated to achieve a long-term volatility similar to the benchmark
- Maximum weight per single stock is 3%, the maximum deviation of weight per country is ±2% and the maximum deviation of weights per (Inrate) sector is ±2%
- Optimized and efficient weights on single stock level
- Efficient investment in sustainable stocks of the Emerging Markets

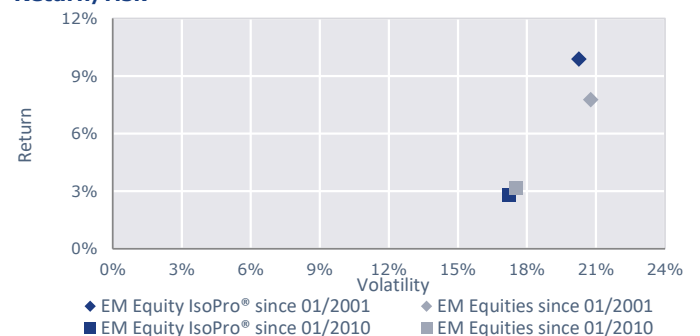
Return / risk figures

	01/2001 - 01/2025		Since the launch of the IsoPro® concept ⁴	
	EM Equity IsoPro®	Emerging Markets Equities	EM Equity IsoPro®	Emerging Markets Equities
Return p.a.	9.9%	7.8%	2.8%	3.2%
Volatility	20.3%	20.8%	17.2%	17.5%
Sharpe Ratio	0.47	0.38	0.18	0.21
Downside volatility ¹	12.9%	13.9%	11.3%	11.6%
Upside volatility ¹	15.9%	15.7%	13.0%	13.1%
Correlation ²	0.98	n.a.	0.98	n.a.
Downside correlation ^{2,3}	0.96	n.a.	0.96	n.a.
Upside correlation ^{2,3}	0.96	n.a.	0.96	n.a.
Max. drawdown	-54.8%	-61.4%	-33.6%	-36.0%
Positive months	58.5%	57.8%	52.8%	54.4%

Performance



Return/risk



All figures are annualized.

Performance Finreon Emerging Markets Equity IsoPro®: Finreon Emerging Markets Equity IsoPro® Fund Class-D live since 02/2013.

1) Average negative (downside volatility) or positive (upside volatility) deviation of returns from zero.

2) Reference value is the benchmark. 3) Correlation for periods when benchmark shows negative (downside) resp. positive (upside) returns.

4) The concept IsoPro® was launched on 01/2010 with the strategy Swiss Equity IsoPro® and is now available on several equity universes.

Copyright 2025 by Finreon Ltd.

Finreon Emerging Markets Equity IsoPro® 1/3



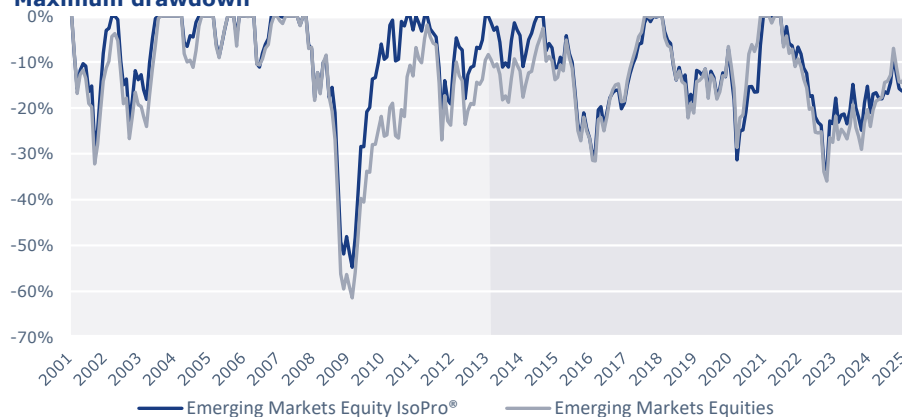
Monthly returns in %

	Jan	Feb	Mar	Apr	May	Jun	Jul	Aug	Sep	Oct	Nov	Dec	YTD
2008	-11.4	6.5	-4.3	7.2	0.7	-9.1	2.8	-6.6	-17.3	-22.1	-5.3	7.9	-44.1
2009	-7.2	-6.1	14.3	17.7	17.7	-0.1	10.6	1.2	7.7	0.4	3.8	4.5	81.0
2010	-3.6	0.6	7.6	1.1	-9.0	0.4	9.1	-1.0	11.2	2.3	-3.0	7.3	23.2
2011	-1.6	-1.7	6.9	4.9	-2.8	-0.9	-1.0	-7.0	-13.3	11.7	-4.9	-1.1	-12.2
2012	11.1	6.0	-2.1	-0.6	-11.5	6.4	1.8	0.3	4.6	-0.3	2.0	5.5	23.7
2013	0.9	-1.4	-1.7	0.7	-3.3	-5.8	1.1	-1.1	6.6	4.0	-1.5	-1.2	-3.3
2014	-7.1	2.9	3.5	1.5	2.4	3.2	1.8	2.0	-7.5	1.7	-1.0	-4.7	-2.1
2015	0.2	2.5	-1.7	7.0	-4.0	-2.2	-6.7	-8.7	-3.9	7.3	-4.3	-2.9	-17.3
2016	-5.1	1.4	12.6	0.9	-5.4	4.0	4.1	1.4	0.6	0.1	-4.9	1.6	10.5
2017	4.8	3.0	2.5	1.5	3.2	0.3	4.7	2.2	-1.2	2.1	-0.2	4.6	30.7
2018	7.5	-3.4	-1.9	-0.8	-5.0	-3.6	3.2	-3.3	1.5	-7.6	3.0	-2.1	-12.8
2019	8.6	-0.4	-0.9	1.6	-5.7	5.5	-1.5	-4.7	2.0	4.1	-1.0	6.9	14.3
2020	-6.4	-5.9	-16.0	9.3	0.2	5.3	7.0	0.0	-1.5	0.1	12.2	7.8	8.8
2021	0.3	1.2	1.3	3.7	3.1	-0.1	-5.9	4.0	-3.8	-0.4	-3.3	3.1	2.5
2022	-1.6	-3.4	-1.3	-5.7	0.2	-5.6	-1.6	-0.8	-10.8	-2.3	16.2	-0.8	-17.9
2023	7.3	-6.4	2.1	0.3	-2.8	4.0	7.0	-6.0	-2.6	-3.7	8.0	4.4	10.6
2024	-6.7	5.1	0.4	-1.6	-0.1	2.0	-0.5	2.9	6.9	-4.6	-3.5	-0.6	-0.4
2025	0.8												0.8

YTD: year-to-date

● Finreon Emerging Markets Equity IsoPro® Fund Class-D live since 02/2013.

Maximum drawdown

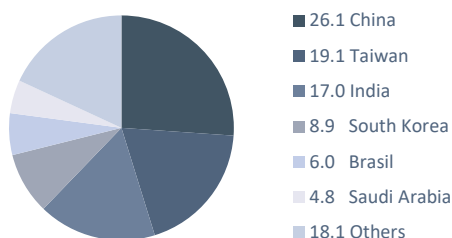


Top 10 positions in %

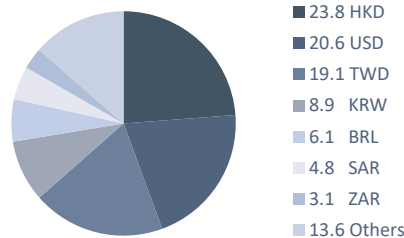
Finreon IsoPro®	
WIPRO	3.19
Infosys Technologie Ltd	2.90
Icici Bank	2.81
Reliance Industries	2.72
Dr Reddy's Laboratories	2.70
Housing Dev. Fin.	2.70
Xiaomi Corp	1.69
Tingyi	1.36
Lenovo	1.17
National Bank of Dubai	0.99

Current portfolio characteristics

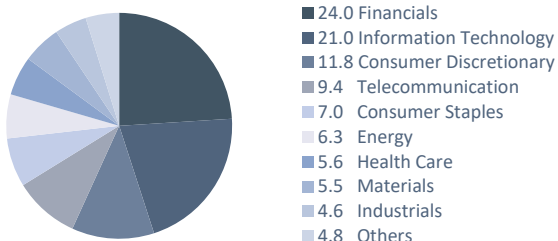
Countries in %



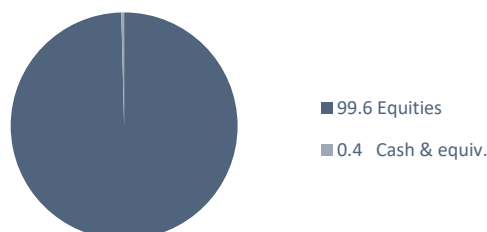
Currencies in %



Sectors in %



Asset classes in %





Investment opportunities

The Finreon Emerging Markets Equity IsoPro® strategy can be accessed by qualified investors through both investment mandates and collective investment schemes. Please contact us for further information about our mandate solutions. Information about the fund and the individual share classes can be found below:

Fund			
Investment advisor	Finreon Ltd, St.Gallen	Marketing licence	Switzerland
Investment manager	UBS Ltd., Zurich	Benchmark	Emerging Markets Equities NR
Fund management	UBS Fund Management (Switzerland) Ltd.	Fund AuM	USD 24.77m
Custody bank	UBS Switzerland Ltd.	Liquidity and remarks	daily; physical equity investment, no sec lending, no leverage/short-selling (Comm 1 / BVV 2)
Structure	Fund according to Swiss Law, FINMA-regulated		

Share classes	Class-A	Class-C	Class-I0	Class-I1	Class-I2	Class-D
Conditions	-	> CHF 0.5 Mio.	Institutional investors/Discr. mandate agreement ¹⁾	> CHF 5m	> CHF 10m	Discr. mandate agreement and ~ > CHF 25m ²⁾
ISIN	CH0200879374	CH0552963404	CH0596084357	CH0200884168	CH0343985195	CH0200881537
Valor	20087937	55296340	59608435	20088416	34398519	20088153
Bloomberg	FINEMEA SW	-	FIMEIIU SW	-	-	FINEMED SW
Currency	USD	USD	USD	USD	USD	USD
Subscription currency	USD and CHF	USD and CHF	USD and CHF	USD and CHF	USD and CHF	USD and CHF
Distribution policy	accumulating	accumulating	accumulating	accumulating	accumulating	accumulating
Management fee p.a.	1.25%	0.85%	0.85%	0.55%	0.45%	to be agreed individually
Inception date	05/02/2013	14/08/2020	19/02/2021	-	-	15/01/2013
NAV	1006.02	1006.50	832.38	-	-	1006.02

1) The investor must have concluded a discretionary mandate agreement or similar written agreement, or has to be an investor according to Art. 10 Abs. 3 und 3ter KAG.

2) The investor must have concluded a discretionary mandate agreement or a similar written agreement with the fund administrator or with Credit Suisse Ltd., Zurich, or must invest via a financial intermediary, who has concluded a partnership agreement with the fund administrator or with Credit Suisse Ltd., Zurich. Additionally, the investor must have concluded an advisory agreement with Finreon Ltd.. The acquisition of the Class-D must be explicitly permitted in the contracts.

SVVK-ASIR Compatibility / Exercise of Voting Rights by ISS

Finreon funds do not invest in companies involved in the development or manufacture of nuclear weapons, biological and chemical weapons, anti-personnel mines and cluster munitions. We are guided by the exclusion list of the Swiss Association for Responsible Investment (SVVK - ASIR). Voting rights are exercised systematically, following the recommendations of the voting rights advisor Institutional Shareholder Services (ISS).

Contact

Finreon Ltd.
Oberer Graben 3
CH-9000 St.Gallen
Tel.: +41 71 230 08 06
E-mail: info@finreon.ch

Legal disclaimer

This document only serves for advertisement purposes. This document herein was produced by Finreon AG (hereafter «Finreon») with the greatest of care and to the best of its knowledge and belief. Finreon provides no guarantee with regard to the content and completeness of the information and does not accept any liability for losses that might arise from making use of the information. The information and views expressed herein are those of Finreon at the time of writing and are subject to change at any time without notice. If nothing is indicated to the contrary, all figures are unaudited. This document is provided for information purposes only and is for the exclusive use of the recipient. It does not constitute an offer or a recommendation to buy or sell financial instruments or banking services and does not release the recipient from exercising his/her own judgment. The recipient is in particular recommended to check that the information provided is in line with his/her own circumstances with regard to any legal, regulatory, tax or other consequences, if necessary with the help of a professional advisor. This document may not be reproduced, neither in part nor in full, without the written permission of Finreon. It is expressly not addressed to persons whose nationality or place of residence prohibit the particularly access to such information under applicable legislation. Neither this information nor any copy thereof may be sent, taken into or distributed in the United States or to any U. S. person (within the meaning of Regulation S under the US Securities Act of 1933, as amended). Every investment involves risk, especially with regard to fluctuations in value and return. Investments in foreign currencies involve the additional risk that the foreign currency might lose value against the investor's reference currency. Historical performance indications and financial market scenarios are no guarantee for current or future performance. Performance indications do not consider commissions levied at subscription and/or redemption. Furthermore, no guarantee can be given that the performance of the benchmark will be reached or outperformed. The product described is an umbrella Fund under Swiss law of the type "other funds for traditional investments" For non-qualified investors within the meaning of the CISA (Article 10 CISA) and the Ordinance on Collective Investment Schemes (CIS) (Article 6 CISC). The target group of investors may also be restricted in the fund contract for specific subfunds or unit classes. Finreon acts as a FINMA approved distributor of the product described in this document. Finreon receives compensation for sales thus potential conflicts of interest cannot be ruled out. More detailed information regarding this topic and the fees charged to the fund's assets and the issuing and redemption commissions can be found in the relevant fund documents. Subscriptions for investments to the funds mentioned in this document are only possible on the basis of the relevant prospectus, the simplified prospectus and/or the Key Investor Information Document (KIID) and the annual and semi-annual reports. The fund documents and the annual and semi-annual report may be obtained free of charge from CS Funds Ltd. or from any branch of CS Funds Ltd. in Switzerland or from Finreon.